

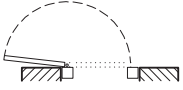


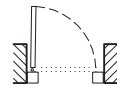
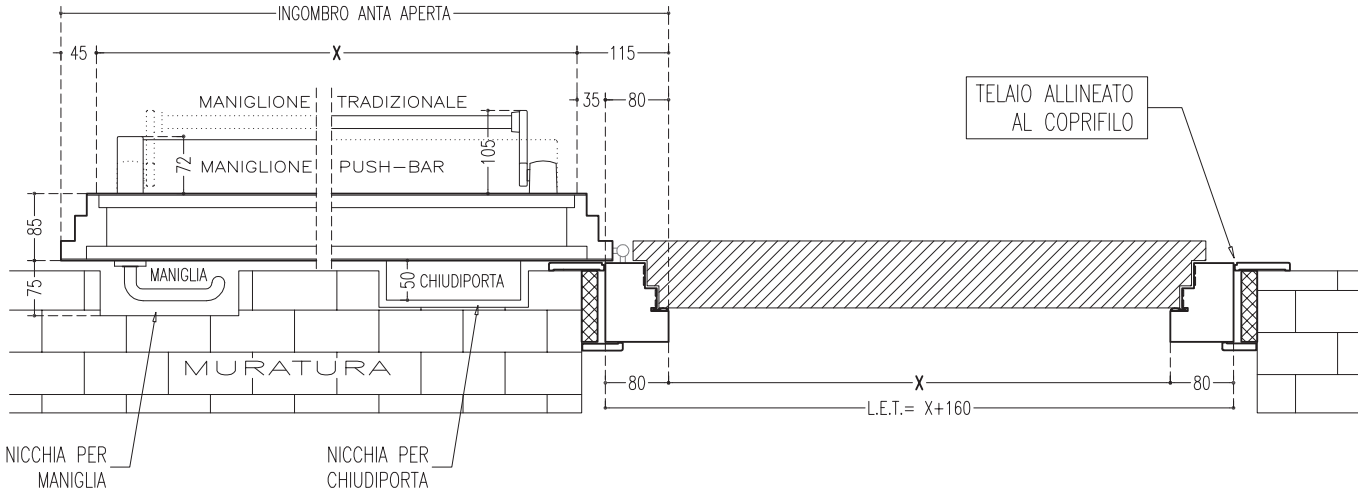
UN BATTENTE

INGOMBRO ANTE E DIMENSIONI ESTERNO TELAIO

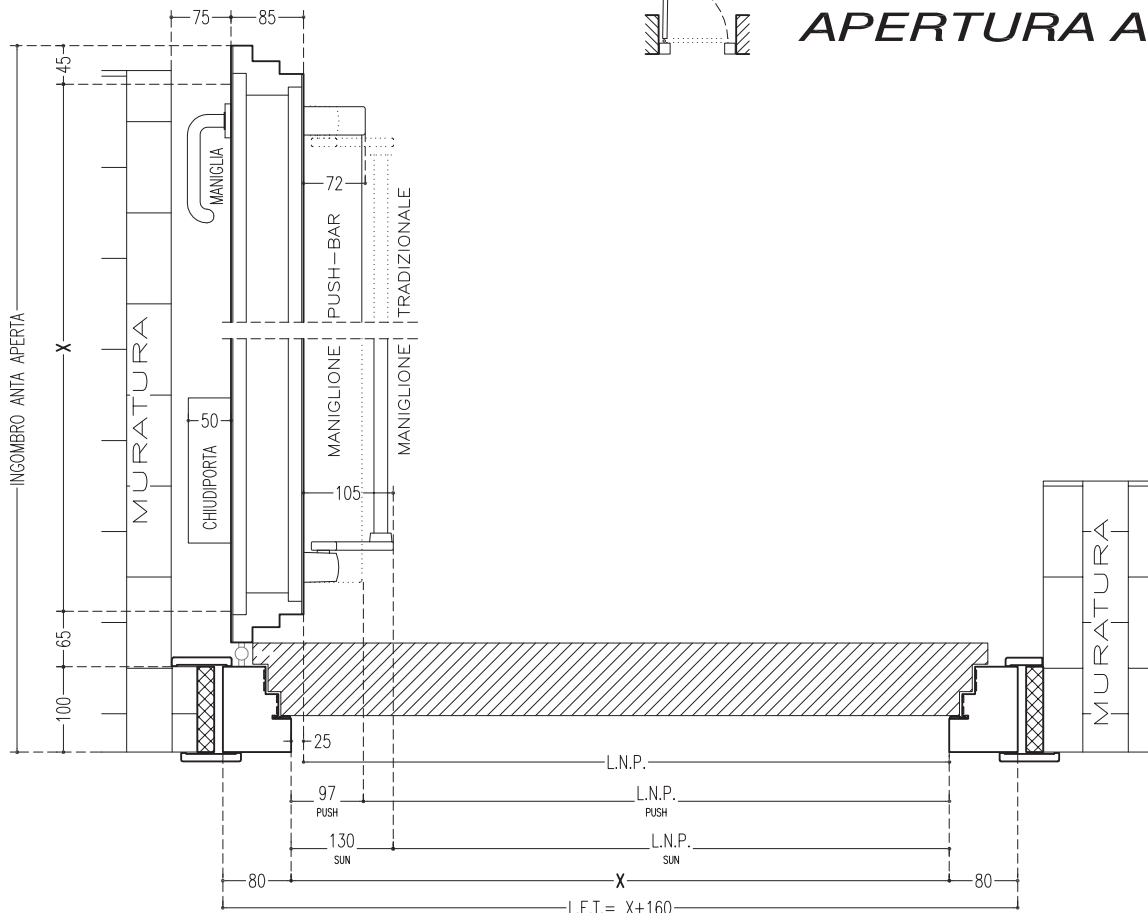
	INGOMBRO AD ANTA APERTA	DIM. ESTERNO TELAIO CON PUSH BAR	DIM. ESTERNO TELAIO CON TRADIZIONALE	DIM. ESTERNO TELAIO SENZA MANIGLIONI
APERTURA A 180° 	$(X + 160)$	$(X + 160)$	$(X + 160)$	$(X + 160)$
APERTURA A 90° 	$(X + 220)$	$(LNP_{push} + 257)$	$(LNP_{sun} + 290)$	$(LNP + 185)$



APERTURA A 180°



APERTURA A 90°



E5

SETTEMBRE 07

PORTE REI 120

1 BT

INGOMBRI ANTA E MISURE TELAIO