

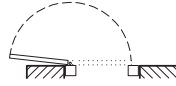
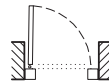
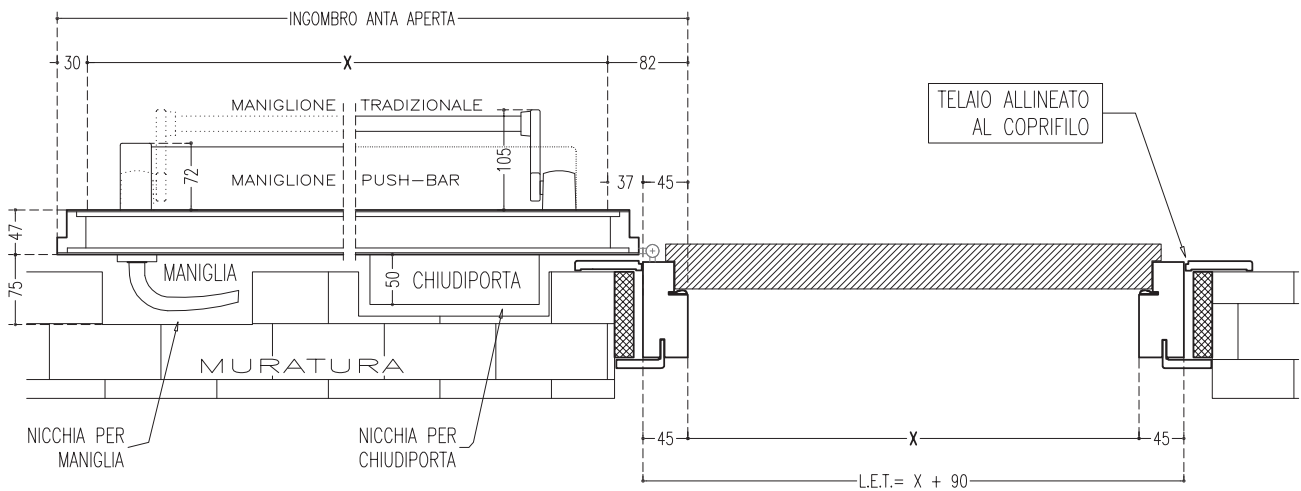


INGOMBRO ANTE E DIMENSIONI ESTERNO TELAIO				
	INGOMBRO AD ANTA APERTA	DIM. ESTERNO TELAIO CON PUSH BAR	DIM. ESTERNO TELAIO CON TRADIZIONALE	DIM. ESTERNO TELAIO SENZA MANIGLIONI
APERTURA A 180° 	( X + 112 )	( X + 112 )	( X + 112 )	( X + 112 )
APERTURA A 90° 	( X + 185 )	(LNPpush+177)	(LNPsun+210)	(LNP + 105)

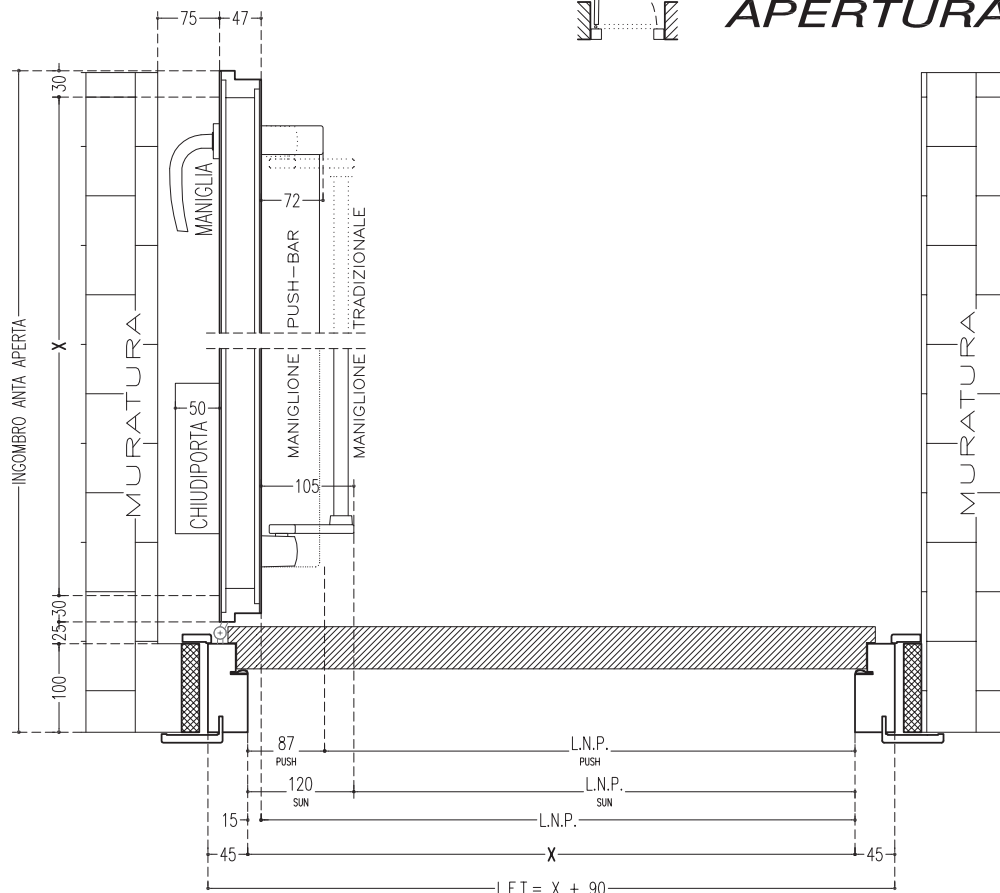
## UN BATTENTE



### APERTURA A 180°



### APERTURA A 90°



E8

SETTEMBRE 07

**PORTE**  
**FONISOLANTI 32/35,5 DB - 1 BT**  
 INGOMBRI ANTA E MISURE TELAIO